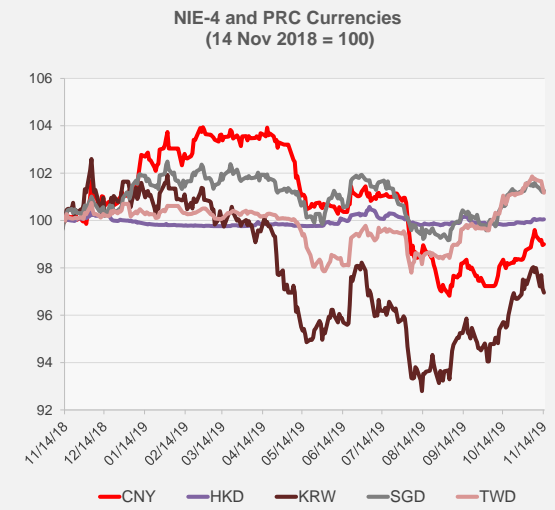
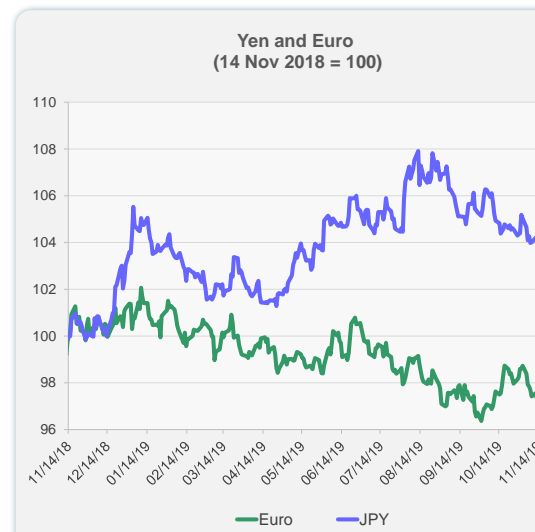
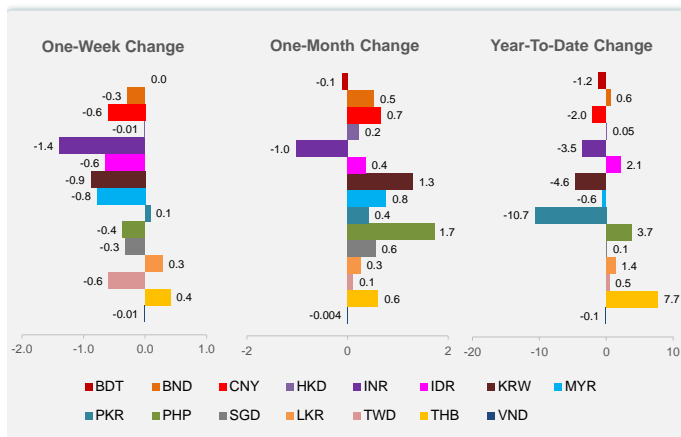
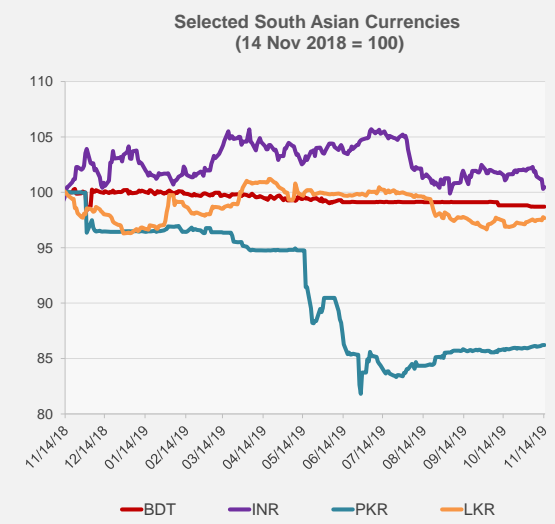
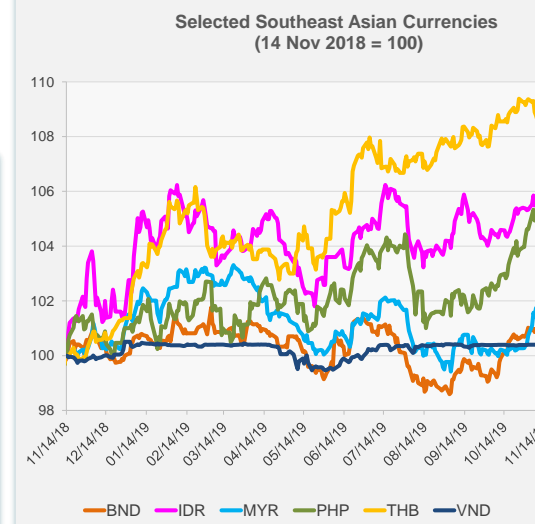


	Latest Closing	% change from Previous Day	% change from 01-Jan-19
Euro	0.91	0.14	-3.86
Japanese yen (JPY)	108.42	0.37	1.22
Bangladeshi taka (BDT)	84.88	0.00	-1.18
Brunei dollar (BND)	1.36	0.05	0.63
Chinese yuan (CNY)	7.02	0.04	-2.03
Hong Kong dollar (HKD)	7.83	0.01	0.05
Indian rupee (INR)	71.97	0.16	-3.52
Indonesian rupiah (IDR)	14,089.00	-0.07	2.14
Korean won (KRW)	1,169.75	-0.18	-4.61
Malaysian ringgit (MYR)	4.16	-0.06	-0.55
Pakistan rupee (PKR)	155.42	-0.01	-10.65
Philippine peso (PHP)	50.68	0.28	3.75
Singapore dollar (SGD)	1.36	0.06	0.09
Sri Lanka rupee (LKR)	180.40	-0.08	1.36
Taipei,China NT dollar (TWD)	30.57	-0.23	0.46
Thai baht (THB)	30.21	0.12	7.74
Vietnamese dong (VND)	23,202.00	0.00	-0.12



NIE = Newly Industrialized Economies

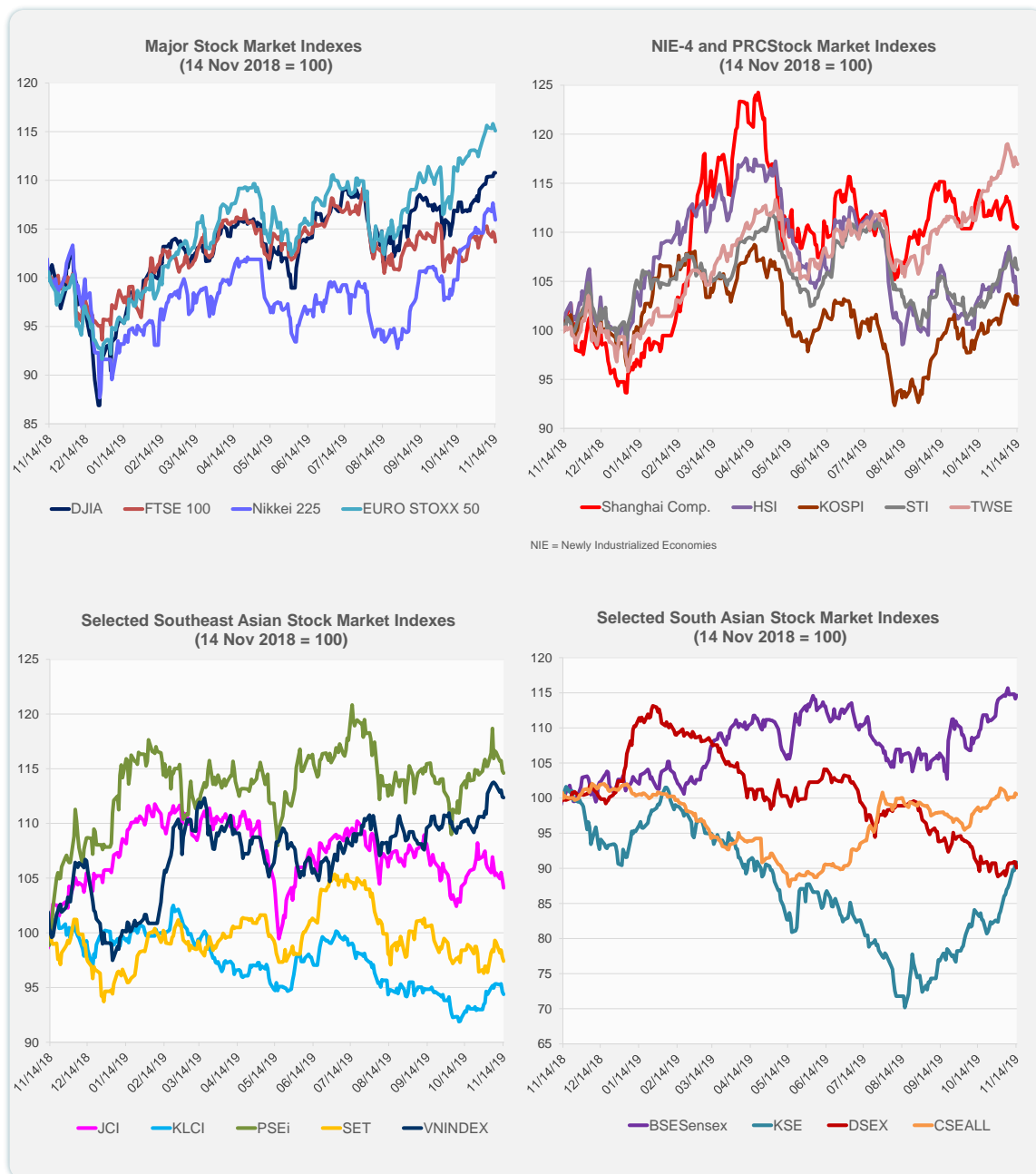
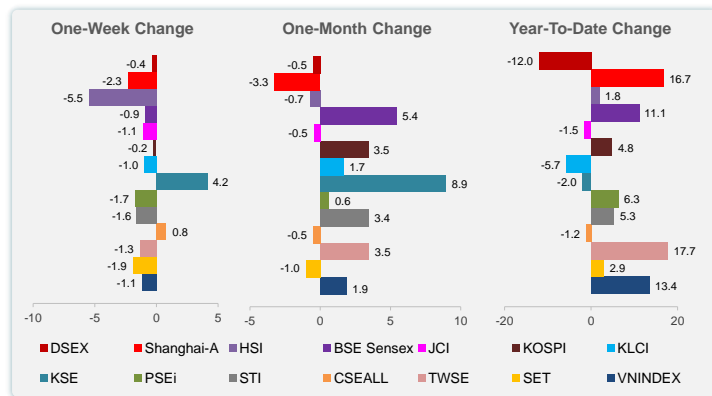


Note: Negative/Decreasing values indicate depreciation of local currency, and positive/increasing values indicate appreciation.  
Source: Bloomberg.



Source: Bloomberg.

	Latest Closing	% change from Previous Day	% change from 01-Jan-19
US Dow Jones Ind Avg	27,781.96	-0.01	19.10
US NASDAQ	8,479.02	-0.04	27.79
US S&P 500	3,096.63	0.08	23.53
UK FTSE 100	7,292.76	-0.80	8.39
EURO STOXX 50	3,688.81	-0.29	22.90
Japan NIKKEI 225	23,141.55	-0.76	15.62
Bangladesh DSEX	4,737.17	-0.88	-12.04
PRC Shanghai Comp.	2,909.87	0.16	16.68
Hong Kong, China HSI	26,323.69	-0.93	1.85
India BSE Sensex	40,286.48	0.42	11.12
Indonesia JCI	6,098.95	-0.71	-1.54
Korea, Rep. of KOSPI	2,139.23	0.79	4.81
Malaysia KLCI	1,593.55	-0.23	-5.74
Pakistan KSE 100	37,243.20	0.21	-1.98
Philippines PSEi	7,933.71	-0.17	6.26
Singapore STI	3,231.85	-0.23	5.31
Sri Lanka CSEALL	5,980.07	-0.16	-1.19
Taipei, China TWSE	11,450.42	-0.15	17.71
Thailand SET	1,609.47	-0.35	2.92
Viet Nam VNINDEX	1,012.30	-0.05	13.42



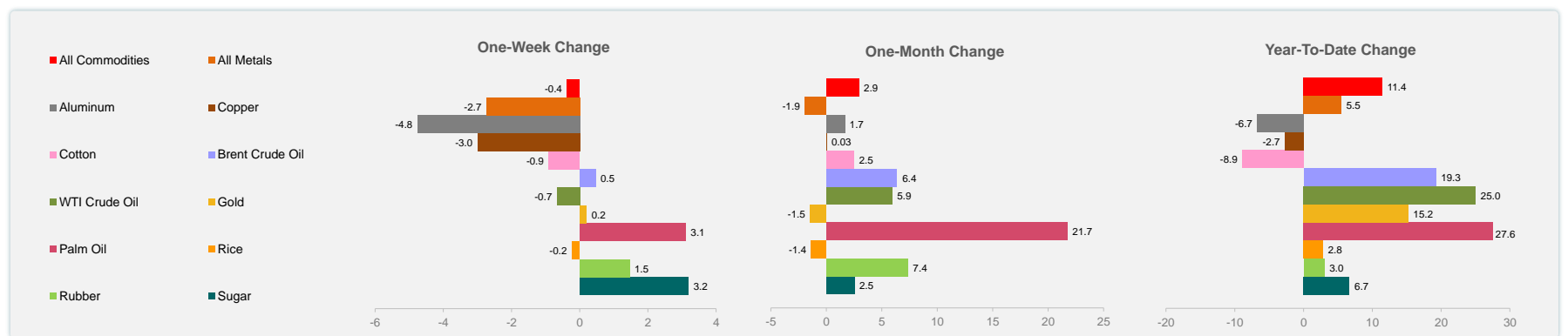
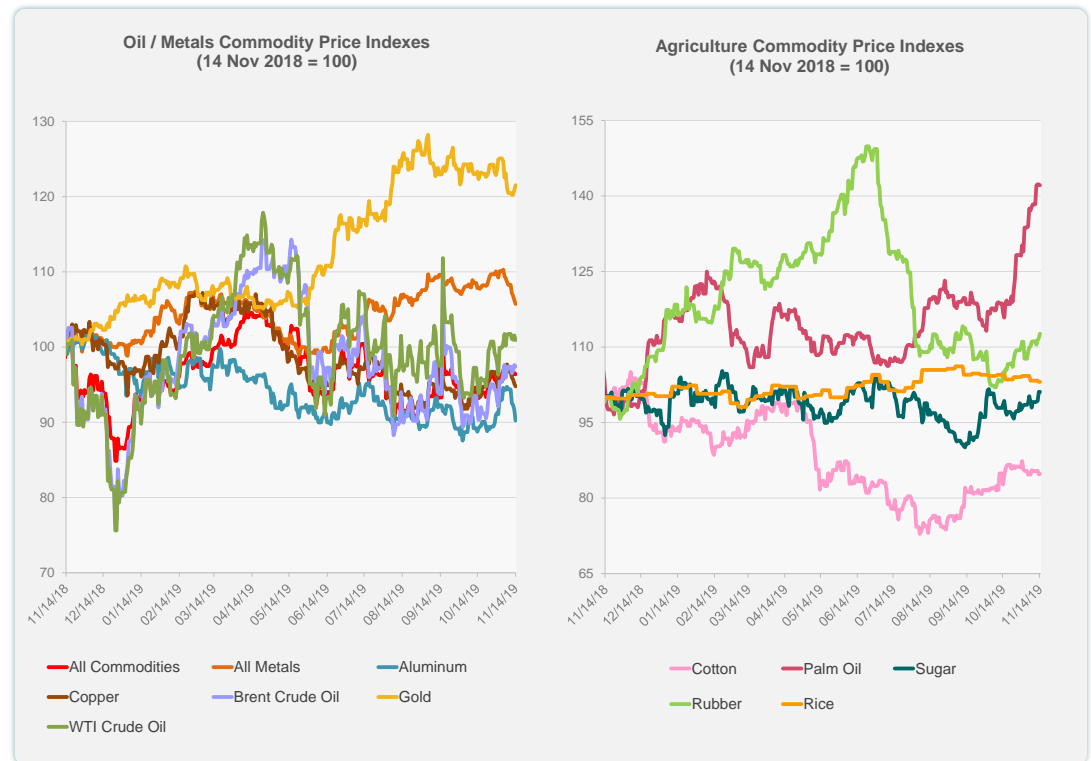
Source: Bloomberg.



Source: Bloomberg.

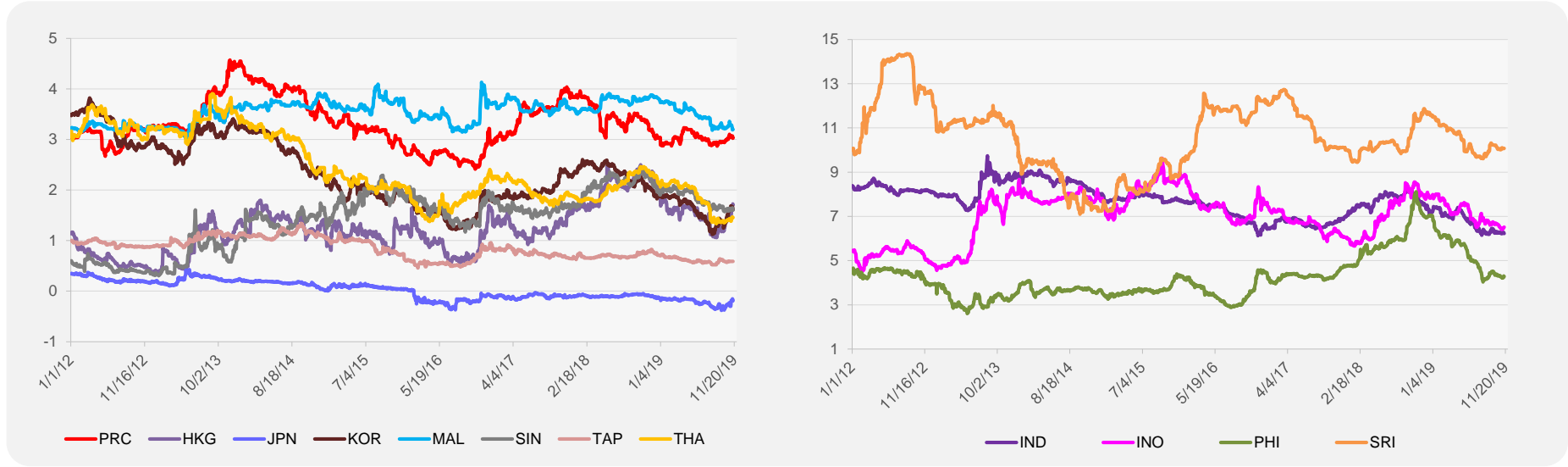
	Unit	Latest Closing	% change from Previous Day	% change from 01-Jan-19
S&P All Commodities	US\$	417.15	-0.21	11.44
S&P All Metals	US\$	215.44	-0.46	5.48
Aluminum	US\$/metric ton	1,737.50	-1.59	-6.72
Copper	US\$/metric ton	5,787.75	-0.39	-2.71
Cotton	US cents/lb	63.27	0.08	-8.90
Brent Crude Oil	US\$/barrel	62.99	-0.21	19.25
WTI Crude Oil	US\$/barrel	56.77	-0.61	25.02
Gold	US\$/troy oz	1,471.40	0.54	15.22
Palm Oil	US\$/metric tonne	602.55	-0.12	27.56
Rice <sup>1</sup>	US\$/metric ton	436.00	0.00	2.83
Rubber <sup>2</sup>	US\$/kg	153.00	0.79	3.03
Sugar	US cents/lb	12.93	0.00	6.68

<sup>1</sup> Latest closing price from 13 November 2019.  
<sup>2</sup> Singapore Exchange, Ribbed Smoked Sheet Rubber.

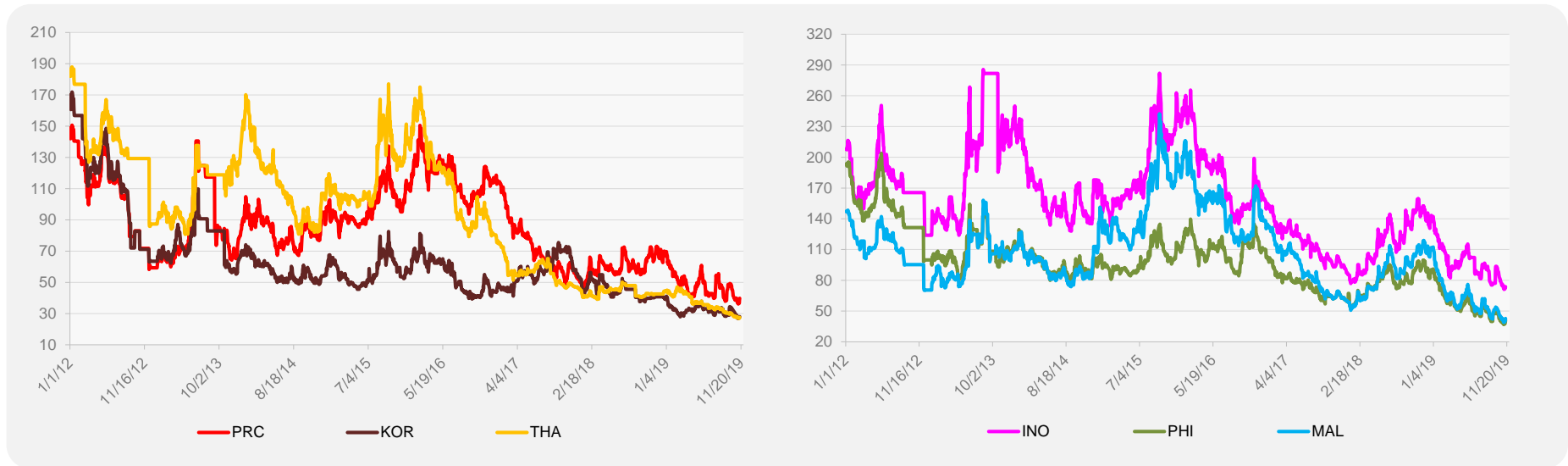


Source: Bloomberg.

### 5-YEAR LOCAL CURRENCY GOVERNMENT BOND YIELDS (%)



### 5-YEAR CREDIT DEFAULT SWAP<sup>1</sup>



<sup>1</sup> In USD and based on sovereign bonds.  
Source: Bloomberg.